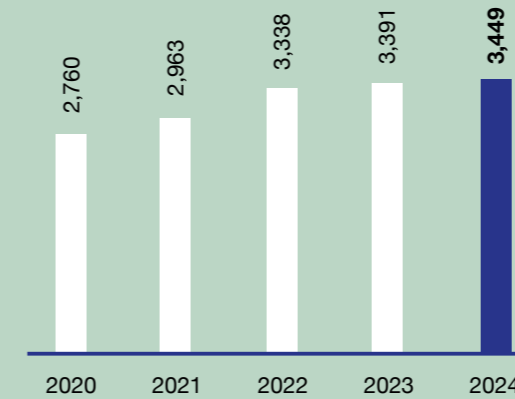
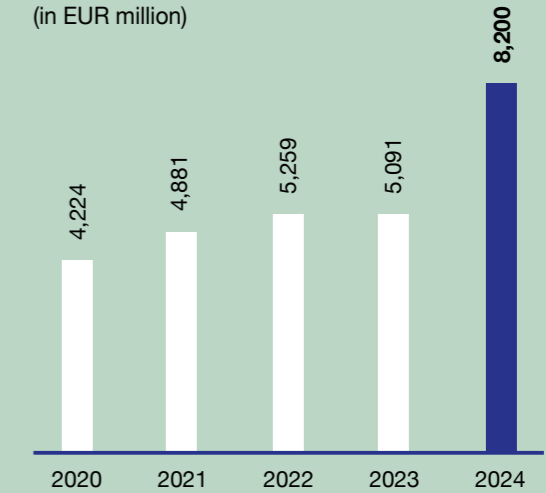




Revenue evolution
(in EUR million)



Order book evolution
(in EUR million)

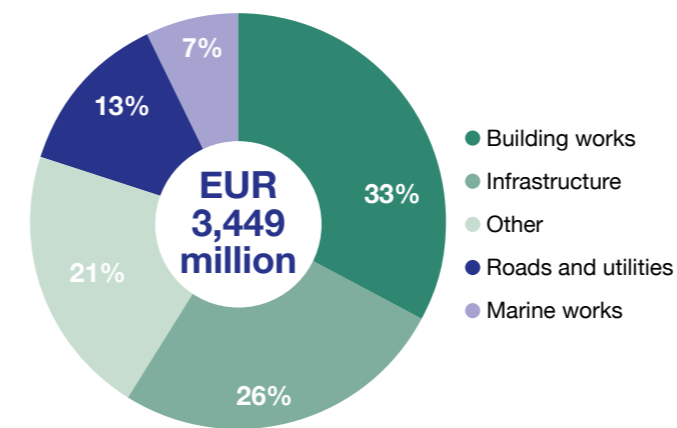


consolidated key figures 2024

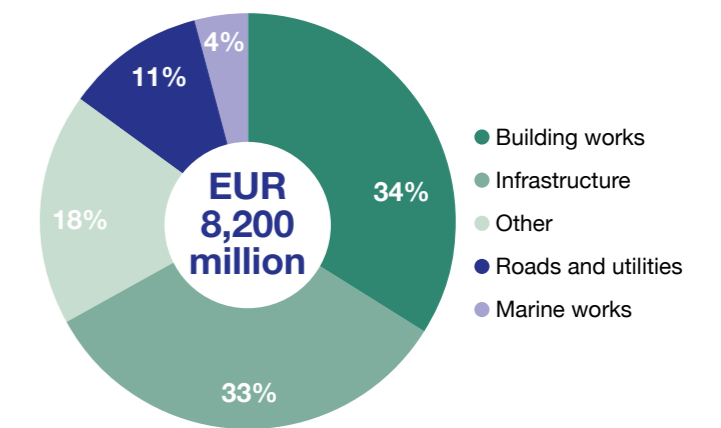
Income statement (in EUR million)	2020	2021	2022	2023	2024
Revenue	2,760	2,963	3,338	3,391	3,449
Adjusted EBITDA	75	130	129	117	150
Net income	-10	27	40	18	42
(adjusted) EBITDA margin	2.7%	4.4%	3.9%	3.5%	4.3%
Operating profit margin	0.0%	1.4%	1.7%	1.3%	2.3%
Total assets	2,830	3,222	3,452	3,397	3,477
Total equity	625	686	786	763	806
Net cash position ¹	57.5	64.9	-60.9	-7.5	251.4
Net cash position ²	163	218.4	187.6	174.3	457.3
Cash flow from operating activities	-49	10	-123	174	329
Solvency ratio	22.0%	21.2%	22.8%	22.5%	23.2%
Order book at 31/12 (in EUR million)	4,224	4,881	5,259	5,091	8,200

¹ Excluding IFRS16 and PPPS non-recourse financing.
² Excluding IFRS16, non-recourse and real estate debt.

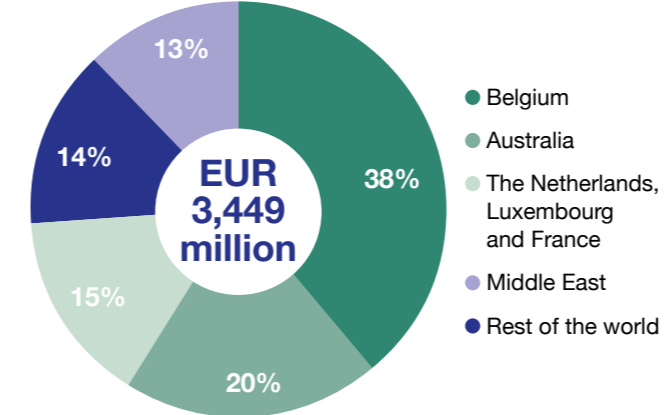
Revenue breakdown by area of activity (2024)



Order book breakdown by area of activity (at 31/12/2024)



Revenue breakdown by region (2024)



Order book breakdown by region (at 31/12/2024)

